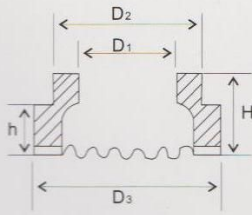
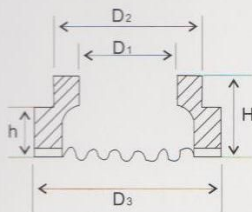


● PF型



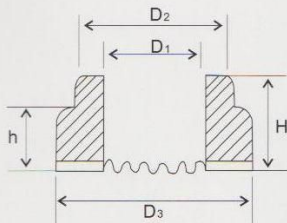
型号	尺寸	D <sub>1</sub>	D <sub>2</sub>	D <sub>3</sub>	h	H
PF6		5.6 <sup>+0.5</sup> <sub>-0</sub>	8.5	11.5	3.3	6.5
PF8		7.4 <sup>+0.5</sup> <sub>-0</sub>	11.5	15	4.5	6.5
PF10		9.2 <sup>+0.5</sup> <sub>-0</sub>	15	17.8	4.5	8.5
PF12		11.1 <sup>+0.5</sup> <sub>-0</sub>	16.5	20	6.5	9
PF16		15.0 <sup>+0.5</sup> <sub>-0</sub>	20	26	7	11
PF20		18.6 <sup>+0.5</sup> <sub>-0</sub>	30.7	33.8	8	10
PF24		22.4 <sup>+1</sup> <sub>-0</sub>	30.7	38.5	14	18.5
PF-12-2		11.1 <sup>+0.5</sup> <sub>-0</sub>	20	23.8	3.3	6.5

● UF型



型号	尺寸	D <sub>1</sub> <sup>+0.5</sup> <sub>-0</sub>	D <sub>2</sub> ±1	D <sub>3</sub> ±1	h	H
UF6		6.2	9.5	11.5	4.7	8.7
UF8		8.2	11	15	4.7	8.7
UF10		10.2	15	17.8	5.2	10
UF12		12.2	16.5	20	6	10.7
UF13		13.1	20	22.2/26"	6.5	11
UF15		15.3	20	26	3.6	7.5
UF16		16.3	26	30	9.5	13
UF19		19.4	26	30.8	14	16.7
UF22		22.8	30.7	39	14	18.6
UF25		26	35.5	41	16.5	21

● RF型



型号	尺寸	D <sub>1</sub> <sup>+0.4</sup> <sub>-0</sub>	D <sub>2</sub> ±1	D <sub>3</sub> ±1	h	H
RF6		6.2	9.5	12.2	6	10
RF8		8.2	12	15.3	5.5	9
RF10		10.2	15	18.5	7.5	11.5
RF12		12.2	17	20	8	13
RF16		16.3/14"	20.5/26.2"	26.5/32.5"	10.8/4.5"	15.3/8.8"
PF20		17.5/20.3"	26.2/28.5"	32	5/11.5"	9/22"
PF24		21/24.3"	30.4	36	6/12"	12/25"

Above is the normal size of ceramic ferrule for stud welding,also we can make according to your requirement!

<http://ceramicferrule.net/>

[info@ceramicferrule.net](mailto:info@ceramicferrule.net)

